



CPAS & ADVISORS

Joint Powers District #938 MAWSECO

Audit Report

June 30, 2021

Auditor's Opinion

Pages 2-4:

- Financial statements are the responsibility of the District's management
- Our responsibility is to express opinions on these financial statements based on our audit
- Conducted audit in accordance with Generally Accepted Auditing Standards and *Government Auditing Standards*
- Obtain reasonable assurance financials are free of material misstatement

Auditor's Opinion (Cont'd)

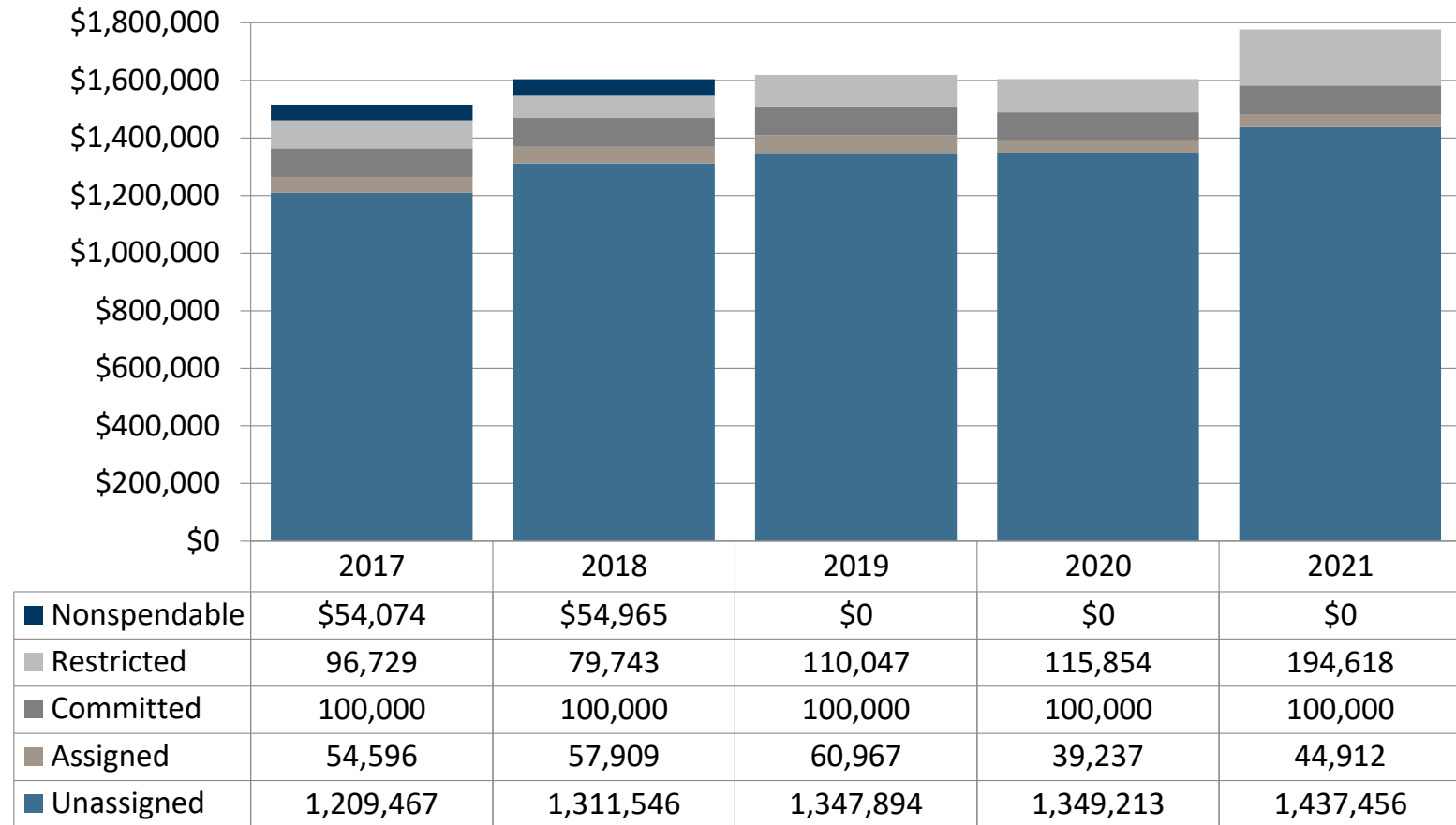
Pages 2-4:

- **Financial statements are presented fairly in our opinion**
- MD&A (pages 5-15), Schedule of Proportionate Share of the Net Pension Liability (page 52), Schedule of Employer Contributions (page 53) and Schedule of Changes in the District's Total OPEB Liability (page 54) are required supplementary information and unaudited
- Internal control letter on pages 70 and 71

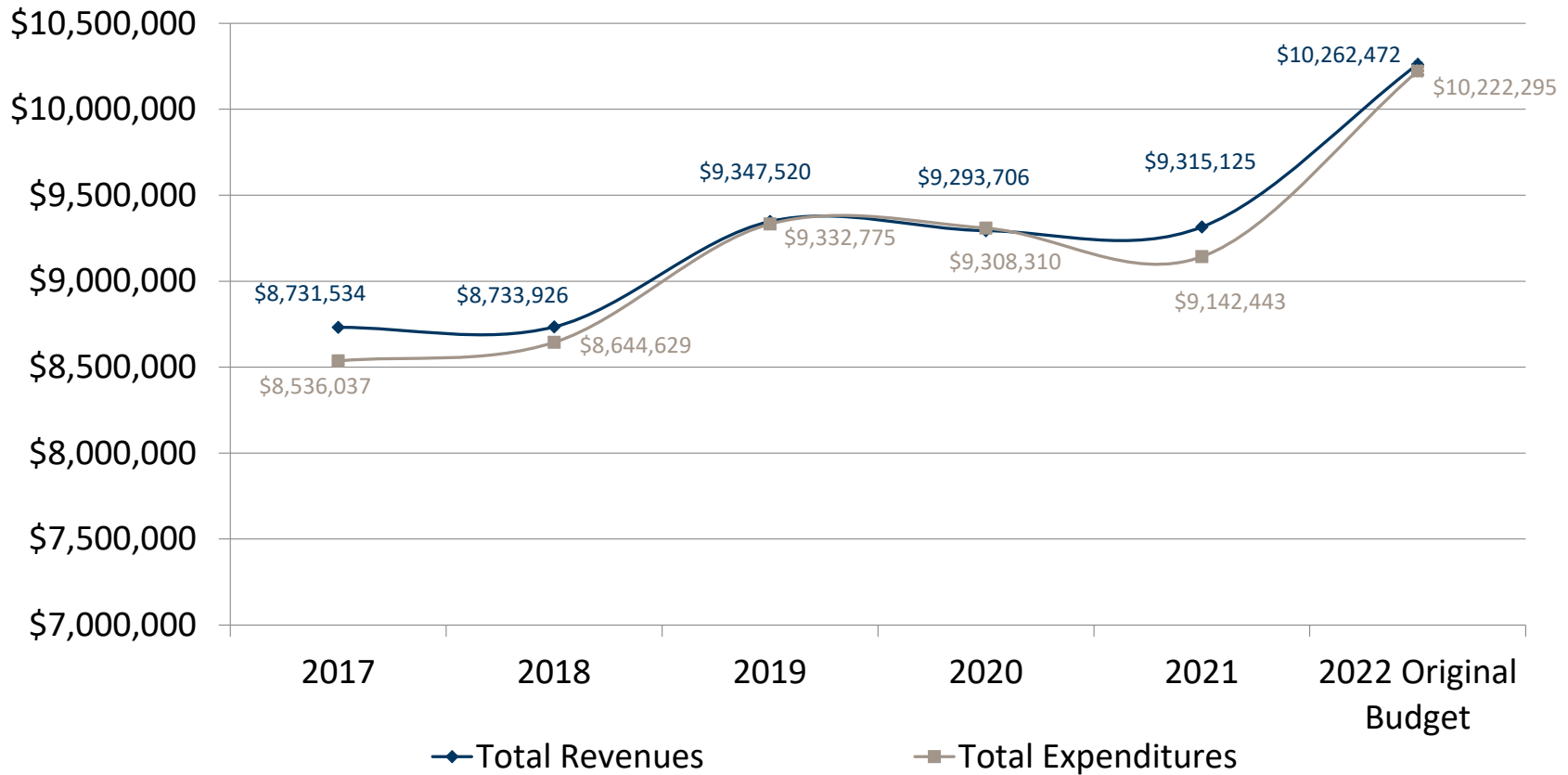
Statement of Net Position

	2021	2020	Change
Assets			
Current and Non-Capital	\$ 3,392,715	\$ 3,064,705	\$ 328,010
Capital	112,177	133,686	(21,509)
Total Assets	<u>3,504,892</u>	<u>3,198,391</u>	<u>306,501</u>
Deferred Outflows of Resources	<u>3,237,391</u>	<u>4,879,589</u>	<u>(1,642,198)</u>
Total Assets and Deferred Outflows of Resources	<u>\$ 6,742,283</u>	<u>\$ 8,077,980</u>	<u>\$ (1,335,697)</u>
Liabilities			
Current	\$ 1,615,729	\$ 1,460,401	\$ 155,328
Long-Term	6,670,619	5,575,892	1,094,727
Total Liabilities	<u>8,286,348</u>	<u>7,036,293</u>	<u>1,250,055</u>
Deferred Inflows of Resources	5,137,400	7,435,857	(2,298,457)
Net Position			
Net Investment in Capital Assets	112,177	133,686	(21,509)
Restricted	194,618	115,854	78,764
Unrestricted	(6,988,260)	(6,643,710)	(344,550)
Total Net Position	<u>(6,681,465)</u>	<u>(6,394,170)</u>	<u>(287,295)</u>
Total Liabilities, Deferred Inflows of Resources and Net Position	<u>\$ 6,742,283</u>	<u>\$ 8,077,980</u>	<u>\$ (1,335,697)</u>

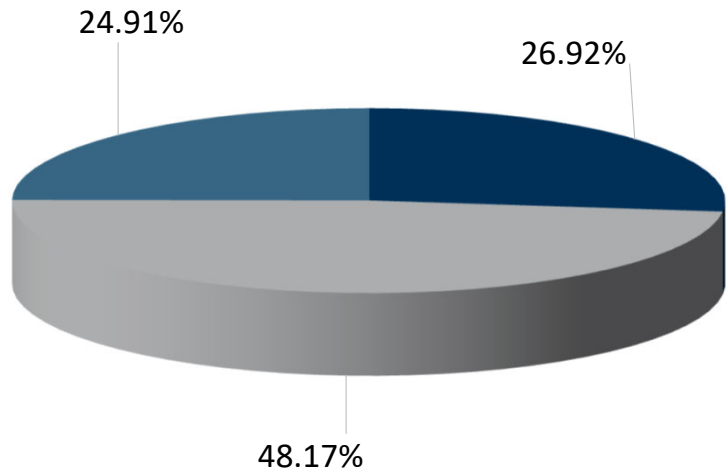
General Fund – Fund Balances



General Fund Revenues and Expenditures



General Fund Revenues

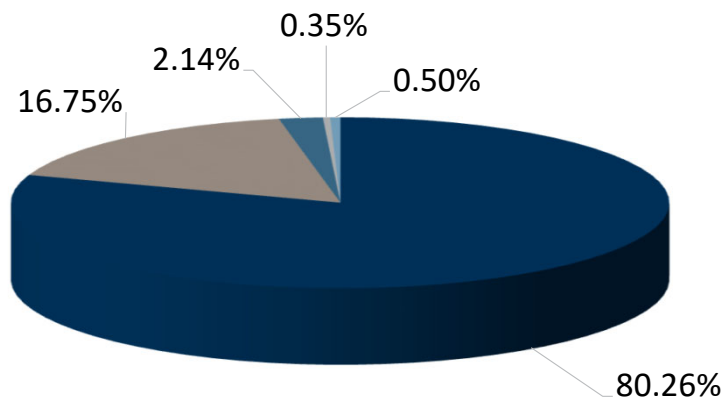


- Other Local and County Revenues
- State Sources
- Federal Sources

In Thousands

	Local & County Sources	State Sources	Federal Sources
2021	\$ 2,508	\$ 4,487	\$ 2,320
2020	2,535	4,258	2,500
2019	2,484	4,375	2,489
2018	2,292	4,116	2,326
2017	2,524	4,043	2,164

General Fund Expenditures

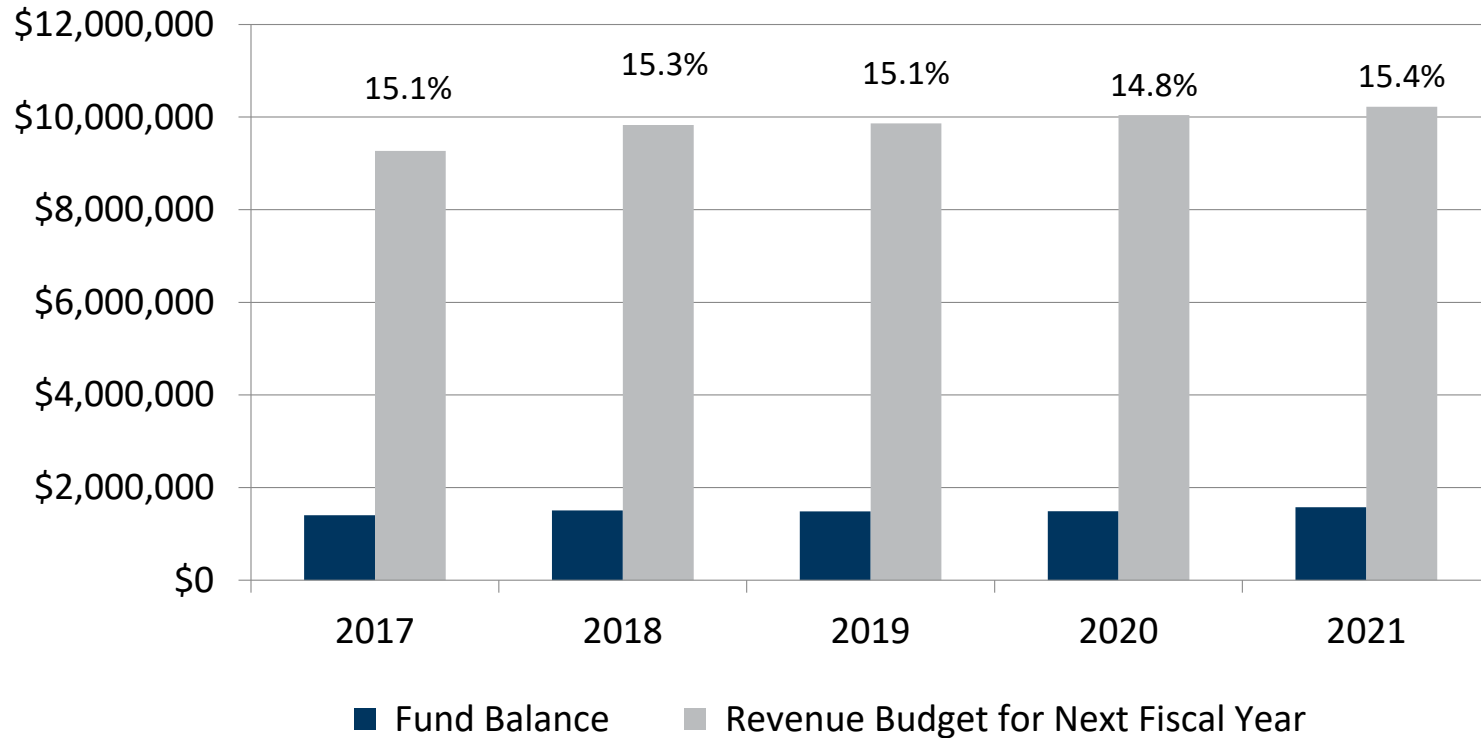


- Salaries and Benefits
- Purchased Services
- Supplies & Materials
- Capital
- Other

In Thousands

	Salaries & Benefits	Purchased Services	Supplies & Materials	Capital	Other
2021	\$ 7,337	\$ 1,531	\$ 196	\$ 33	\$ 46
2020	7,392	1,681	120	81	34
2019	7,098	1,777	142	58	258
2018	6,782	1,661	126	45	31
2017	6,577	1,567	116	53	224

Fund Balance Compared to Budget



Note: September 1995, Superintendents/Board approved setting fund balance percentage of budget cap at 15% for cash flow purposes.

Compliance Section

Minnesota Legal Compliance (page 69)

- In accordance with Audit Guide issued by OSA
- No compliance issues noted

Government Auditing Standards (pages 70-71)

- Internal Control
 - One significant deficiency noted
 - Limited Segregation of Duties
- Compliance and Other Matters
 - No instances noted

Compliance Section (Cont'd)

Single Audit (pages 72-73)

- Compliance
 - No compliance issues noted
- Internal Control over Compliance
 - No material weaknesses noted

Communications

- Accounting Practices
- No Difficulties Encountered
- Corrected and Uncorrected Misstatements
- No Disagreements with Management
- Management Representations
- No Management Consultations with Other Accountants
- Other Audit Findings or Issues

Management Letter

General Recommendations

- Governmental Accounting Standards Board Statement No. 87, *Leases*

Questions or Comments?

Contact Information:

Kari Steinbeisser, CPA, CFE
ksteinbeisser@cdscpa.com
320-214-2916